



CONTACT & PREMIER BUS FAMILY



BUSES FOR TURNING OF CENTURY

Introduction of RÁBA Contact and Premier bus family

Our company started the production of complete buses after a nearly 50-year break. The licence for bus body was purchased from JONCKHEERE company, Belgium in 1998.

The production of the complete buses was started in 1999, by using the licence and on the basis of our bus chassis mounted with RÁBA main components.

The buses available in the following executions:


RÁBA CONTACT	suburban, 12 m long, solo
RÁBA CONTACT	suburban, 18 m long, articulated
RÁBA PREMIER	city, 12 m long, solo
RÁBA PREMIER	city, 18 m long, articulated

The high quality of the members of the bus family is assured by the up-to-date technology used during the manufacturing and bodywork.

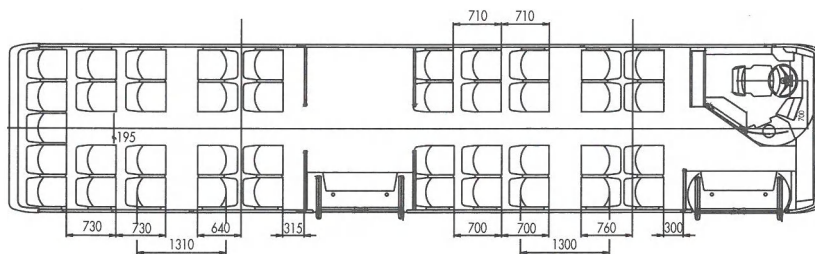
The elements exposed to increased corrosion are made of stainless steel and plastic. Thanks to this, the gluing technology and chassis construction, lifetime of the vehicles is much longer than buses made with traditional manufacturing technology.

We can offer several bus variations for our customers that can be possible with the wide-range colour, inner part, the seats upholstery.





RÁBA CONTACT suburban bus, solo



Length	12 m	Wheelbase	5870 mm	Standing height	2191 mm	No. of seats	41/*45/*38
Width	2500 mm	Floor height	780 mm	Payload	7100 kg	No. of standees	46
Height	3120 mm	Entrance height	345 mm	GVW	18200 kg	Door arrangement	2-2-0

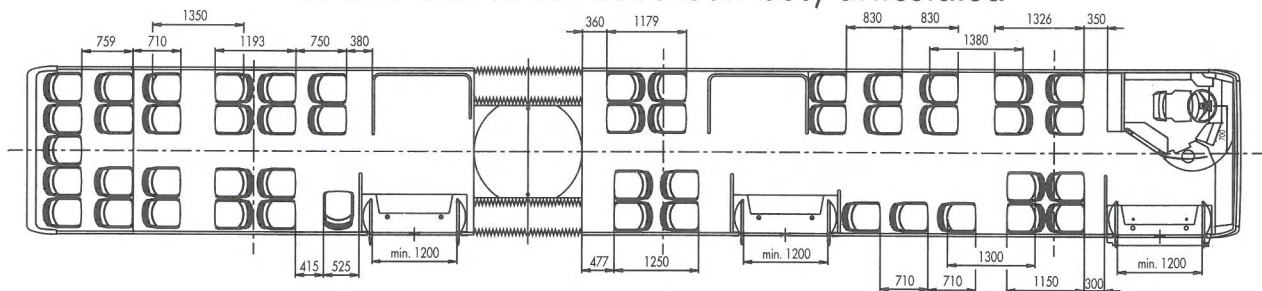
Engine type	RÁBA D10 UTSLL-190 E-2 *RÁBA D10 UTLL-206 E-2 *RÁBA D10 UTLL-218 E-2 *RÁBA D10 UTLL-235 E-2
Engine output	190/*206/*218/*235 kW
Displacement	10,35 litres
Gearbox type	ZF-Hungaria S6-120U
Retarder	*VOITH 120 manual actuation *VOITH 120 manual + foot actuation
Front axle	RÁBA 932.59-3100 with disc brake *RÁBA 722. -3100 with drum brake
Middle axle	-
Rear axle	RÁBA 109. - 3300 with drum brake *RÁBA 309. - 3300 with disc brake
Suspension	Air springs front - rear *travelling level can be raised
Brake system	Dual-circuit, direct actuation *ABS-ASR *hydraulic retarder
Tyres	295/80 R22,5"



*OPTION



RÁBA CONTACT suburban bus, articulated



Length	18 m	Wheelbase	5800 + 6050 mm	Standing height	2191 mm	No. of seats	49/*56
Width	2500 mm	Floor height	780 mm	Payload	11530 kg	No. of standees	90
Height	3120 mm	Entrance height	345 mm	GVW	28000 kg	Door arrang.	2-2-2-0

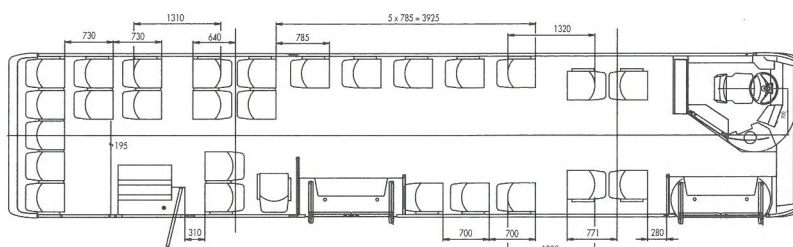
Engine type	RÁBA D10 UTL-206 E-2 *RÁBA D10 UTL-218 E-2 *RÁBA D10 UTL-235 E-2
Engine output	206/*218/*235 kW
Displacement	10,35 litres
Gearbox type	ZF-Hungaria S6-120U
Retarder	*VOITH 120 manual actuation *VOITH 120 manual + foot actuation
Front axle	RÁBA 932.59-3100 with disc brake *RÁBA 722. -3100 with drum brake
Middle axle	RÁBA 572.53-3400 with drum brake *RÁBA 672. -3400 with disc brake
Rear axle	RÁBA 011. - 3300 with drum brake *RÁBA 311. - 3300 with disc brake
Suspension	Air springs
Brake system	Dual-circuit, direct actuation *ABS-ASR *hydraulic retarder
Tyres	295/80 R22,5"



*OPTION



RÁBA PREMIER city bus, solo



Length	12 m	Wheelbase	5870 mm	Standing height	2191 mm	No. of seats	28/*32
Width	2500 mm	Floor height	780 mm	Payload	7100 kg	No. of standees	50
Height	3120 mm	Entrance height	345 mm	GVW	18200 kg	Door arrangement	2-2-1

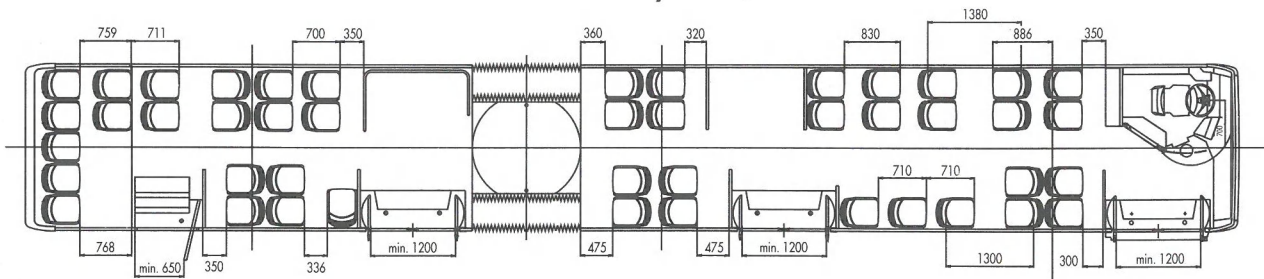
Engine type	RÁBA D10 UTSLL-160 E-2 *RÁBA D10 UTL-190 E-2 *RÁBA D10 UTL-206 E-2 *RÁBA D10 UTL-218 E-2
Engine output	160/*190/*206/*218 kW
Displacement	10,35 litres
Gearbox type	VOITH D851.3 automatic *VOITH D863.3 automatic
Retarder	Attachment of the gearbox
Front axle	RÁBA 932.59-3100 with disc brake *RÁBA 722. -3100 with drum brake
Middle axle	-
Rear axle	RÁBA 109. - 3300 with drum brake *RÁBA 309. - 3300 with disc brake
Suspension	Air springs front - rear *travelling level can be raised/lowered
Brake system	Dual-circuit, direct actuation *ABS-ASR *hydraulic retarder
Tyres	295/80 R22,5" *275/80 R22,5



*OPTION



RÁBA PREMIER city bus, articulated



Length	18 m	Wheelbase	5800 + 6050 mm	Standing height	2191 mm	No. of seats	45/*48
Width	2500 mm	Floor height	780 mm	Payload	11530 kg	No. of standees	110
Height	3120 mm	Entrance height	345 mm	GVW	28000 kg	Door arrang.	2-2-2-1

Engine type	RÁBA D10 UTLI-206 E-2 *RÁBA D10 UTLI-218 E-2 *RÁBA D10 UTLI-235 E-2
Engine output	206/*218/*235 kW
Displacement	10,35 litres
Gearbox type	VOITH D863.3 automatic *ZF ECOMAT 5HP 590 automatic *ZF ECOMAT 5HP 600 automatic
Retarder	Attachment of the gearbox
Front axle	RÁBA 932.59-3100 with disc brake *RÁBA 722. -3100 with drum brake
Middle axle	RÁBA 572.53-3400 with drum brake *RÁBA 672. -3400 with disc brake
Rear axle	RÁBA 011. - 3300 with drum brake *RÁBA 311. - 3300 with disc brake
Suspension	Air springs
Brake system	Dual-circuit, direct actuation *ABS-ASR *hydraulic retarder
Tyres	295/80 R22,5" *275/80 R22,5"



*OPTION





RÁBA Magyar Vagon- és Gépgyár Rt.
H-9002 Győr, P.O.B. 50. Telephone: (36) 96/412 111
Vehicle Branch Sales Department
Telephone: (36) 96/414 335 • Fax: (36) 96/429 620

