

**TEDOM**

technology  
with nature

# TEDOM L12 G



Suburban Low-Entry Bus



12 m

**GAS** CNG


 EEV

 220 kW



# TEDOM L12 G

- ecological gas TEDOM engine, with low noise level
- reliable operation, long period between servicing
- simple maintenance and easy spare parts' access




**CNG**




Service-free LED rear lights



Low floor between entrances, seating fixed to the side walls



Open space and ergonomical driver's cabin



Ramp for easy access for wheelchair and pram



Spacious interior and wide doors for get on/off faster



Luggage space on each bus wall



Bodywork frame of stainless steel = long life span period of the vehicle



Transparent and electrically controlled roof windows for interior brightness

# Technical Information

## EXTERNAL DIMENSIONS

Length	12 030 mm
Width	2 550 mm
Height	3 354 mm
Wheel base	6 020 mm
Front body overhang	2 610 mm
Rear body overhang	3 400 mm
Width of the door ( 3 pcs)	1 200 mm
Approach/departure angle	7°

## CAPACITY

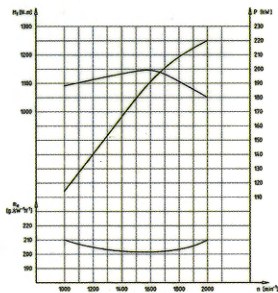
Total capacity	81 persons
Quantity of the seats	39 - 45
Tip-up seats	0 - 4
Wheelchairs	0 - 1

## FUEL SYSTEM

Fuel	CNG
Gas pressure cylinders	3 (or 4) pcs
Total capacity of the cylinders	960 (1 280) dm <sup>3</sup>
Location of the pressure cylinders	on the roof
Material	composite

## TEDOM ENGINE

Horizontally placed at the left rear side of the bus, 4 stroke 6-cylinder, operating with „stoichiometric“ mixture, with forced air filling by turbo blower and cooler of filling air.



Displacement	11 946 cm <sup>3</sup>
Engine output	220 kW at 2000 rpm
Emission standard	EURO 5, EEV

## AXLES

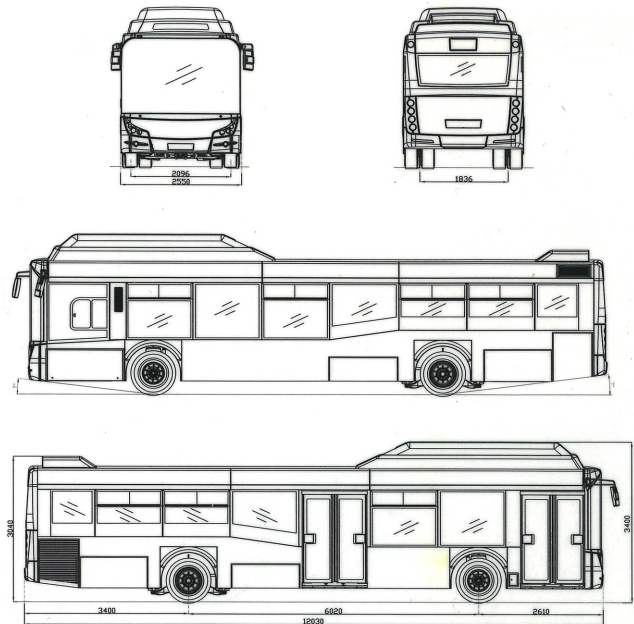
Front axle	independent / fixed ZF
Rear axle	portal type ZF

## GEARBOX

Manual 6-speed	ZF
Automatic 4-speed	VOITH

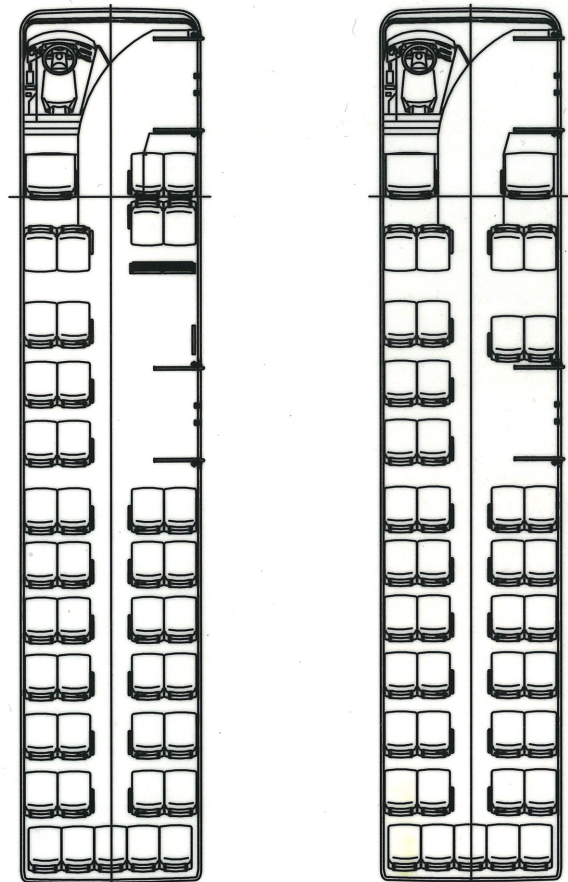
## OTHER COMPONENTS

Pneumatic system	WABCO
Steering	ZF



## POSITION OF SEATS

(can be modified to individual customer needs)



TEDOM s.r.o., Divize BUS, Hrotovická - průmyslová zóna 160, 674 01 Třebíč, CZ

