



EUROPE BUS MODELS



Solution⁺

About King Long

Established in 1988, Xiamen King Long United Automotive Industry Co., Ltd. (hereinafter referred to as "King Long") engages in bus and coach design, manufacturing and sales; King Long has an independent R&D center, marketing center and three manufacturing bases. R&D center is a state-certified technological research and development center with more than 600 design engineers. There are three manufacturing bases - Middle and Large Bus & Coach Manufacturing Base in Xiamen, Mini Van Manufacturing Base in Xiamen and Public Bus Manufacturing Base in Shaoxing. King Long has a total annual production capacity of 50,000 buses with 20,000 middle and large buses ranging from 6m to 18m and 30,000 mini vans below 6m.

King Long models include long-distance transportation bus, inter-city bus, city bus, tourism coach, shuttle bus of enterprises and institutions, and other special vehicles such as airport shuttle bus, ambulance,


blood collecting vehicle, police vehicle, and school bus and so on. Since 2000, King Long has also developed CNG bus, hybrid bus, pure electricity bus and new energy bus etc.

Through 27 years' efforts since 1998, King Long has sold over 200,000 buses and coaches, and ranks the first among the Chinese bus manufacturer. In addition to product provision for more than 6,000 transportation companies and self-employed entrepreneurs in mainland China, King Long has exported buses to more than 100 countries and regions worldwide including Britain, France, Germany, Italy, Sweden, Malta and other EU countries.

In 2014, King Long (excluding its subsidiaries) sold 35,000 buses of various types, with a sales turnover exceeding RMB 8.36 billion, including an overseas sales turnover of over RMB 1.9 billion.



Solution⁺
Offering A-Plus⁺ Solutions



PRODUCT PLUS

Tailor made products to meet your flexible demands



SALES SERVICE PLUS

Proactive initiatives complimented with highly rated after-sales service



SAFETY PLUS

Engaged to maximum safety (LDWS, FCWS, RSL, TVS)



ECO PLUS


Compliant with the latest eco-friendly emission solutions Euro-VI standard, PHEV & EV



01 C12

07 C9
C10

15 U11
U12
U13



23 B12


29 E12

35 B8
B10

A OUTSTANDING TOURIST COACH COMPLIANT WITH EURO-VI STANDARD C12



EXTERIOR



C12 is inherited from the China National Coach, which served as shuttle bus for National People's Congress, Beijing and London Olympic Games.

C12 adopts high quality components and parts from the world, such as ZF transmission system, WABCO's AEBS & ESC system and Apheros' A/C system. C12's easy start and electric parking function is also unique.


C12 is characterized by its arrow shape. No matter where your passengers want to go, the C12 will take them there quickly and safely.



Elegant windshield with modernized headlights.



Curve rear windshield and hatch are dynamic and elegant.



Through-type luggage compartment design provides easy placement for luggage.



Comfortable driver's bunk wipes away driver's fatigue after long distance journey.



INTERIOR

The C12's generous interior not only provides plenty of headroom and legroom for passengers, but also everything passengers need for an enjoyable trip.



Adjustable high-back chairs coincide with the body curve provide you a comfortable journey.



Each seat is equipped with USB AC sockets, pick up your phone and pad to enjoy the trip.



Equipped with reading lamps and A/C outlets.



The TV and DVD entertainment system makes the journey full of fun.



Tilting design luggage rack with blue lamp gives you more convenience.

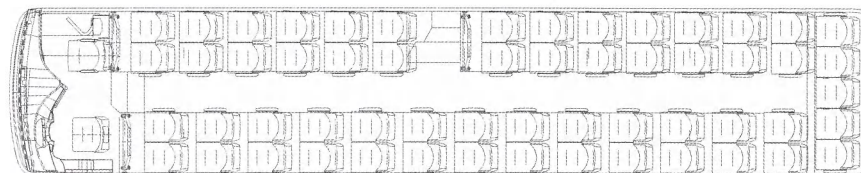
DRIVING AREA

The modern, fashionable and ergonomical style driver cabin makes everything under control and gives the driver more confidence.



TECHNICAL SPECIFICATIONS

MODEL	C12	
DIMENSIONS		
Length × width × height (mm)	12200 × 2550 × 3690	
Wheelbase (mm)	6000	
Front overhang/Rear overhang (mm)	2720/3480	
Minimum ground clearance (mm)	200	
CAPACITY		
Seating arrangement	MAX55+1+1	
Fuel tank capacity (L)	445	
ENGINE		
Brand	IVECO	CUMMINS
Model	Cursor9 Euro VI 294KW	ISL9 E6 400
Emission standard	Euro VI	Euro VI
Rated power (kW/rpm)	294/2200	298/2400
Rated torque (N·m/rpm)	1700/1200(N.m/RPM)	1695/1400
Displacement (L)	9	9
TRANSMISSION & CLUTCH		
Transmission	ZF AsTronic 12AS2001BO	ZF ECOLIFE 6AP1700B
Clutch	With transmission	
RETARDER		
Retarder	ZF hydraulic intarder with transmission	
AXLES		
Front	ZF front independent suspension with front axle	
Rear	ZF rear axle	
SUSPENSION		
Suspension system	ZF air suspension, 6 air bags	
ECAS	WABCO	
STEERING		
Steering system	ZF hydraulic power steering gear	



BRAKE	
Brake mechanism	WABCO AEBS+ESC, Front & Rear disc brake
Tyre	MICHELIN tubeless tyre 295/80R22.5
DOOR & WINDOW	
Doors	Aluminum remote control, front single out swing & middle single out swing
Side windows	Double glass tinted, With E-Mark
SEATS	
Driver	Adjustable damping suspension driver seat, with E-mark with 3 point safety belt
Passenger	FAINSA GALA seat
AIR EQUIPMENT	
Equipment	Reversing Camera + CAMERA REAR DOOR, with radar sensor
AIR CONDITIONER	
Type	Chinese A/C top mounted, dependent with BOCK A/C compressor
HEATER	
Type	SPHEROS heater
MIRROR	
Type	Electric rear view mirror with defroster
OTHER STANDARD EQUIPMENTS	
VDO CAN BUS system, VDO Digital tachographer with print & display, ECAS system, integral luggage rack, single disc DVD with 15" fixed LCD and 15" foldable LCD	

THE MASTERPIECE OF MEDIUM PASSENGER COACH C9/C10



EXTERIOR




The straight line and curve are perfectly designed to form a harmonious and dynamic exterior, which makes the C9/C10 an unmistakable eyecatcher that you will never forget.



Rounded front design with curved and broad windscreen.



Fashionable and dynamic taillight.



Optimized capacity of luggage compartment.



Electric adjusting rearview mirror with defrost function.




INTERIOR

The expressive interplay of function and aesthetics gives the C9/C10 an aura of elegance and consideration.



Magazine net, USB charger, foldable table and footrest, all these are for your comfort.



Modesty panel ensures the safety for passengers.



Concealed A/C outlet with illumination light makes you comfortable.



Tilting design luggage rack with blue lamp gives you more convenience.

DRIVING AREA

The modern, ergonomically styled driver cabin gives the driver more confidence.



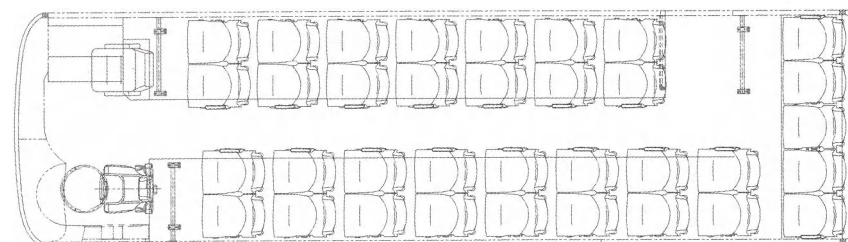
Modern dashboard provides easy access to switch.



Adjustable driver seat with high backrest reduces driver's fatigue.

TECHNICAL SPECIFICATIONS

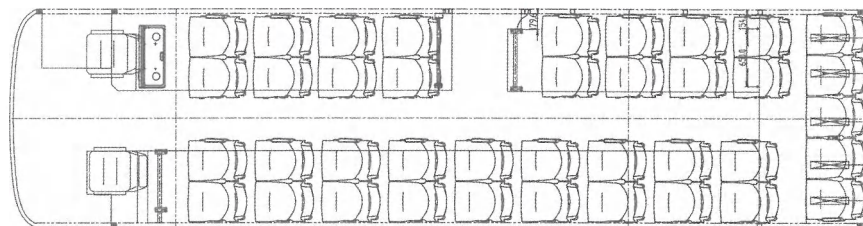
MODEL	C9	
DIRECTION	LHD/RHD	
DOOR POSITION	Middle door/Larger middle door/Rear door behind rear axle	
DIMENSIONS		
Length×width×height (mm)	8995 × 2480 × 3335/3435(With A/C)	
Wheelbase (mm)	4300	
Front overhang/Rear overhang (mm)	1905/2790	
Minimum ground clearance (mm)	230	
CAPACITY		
Seating arrangement	33-35 seats, seats reduced with WC or LIFT	
Fuel tank capacity (L)	200	
ENGINE		
Brand	CUMMINS	CUMMINS
Model	ISB6.7E6 310	ISB6.7E6 280
Emission standard	Euro VI	Euro VI
Rated power (kW/rpm)	231/2300	209/2300
Rated torque (N·m/rpm)	1100/1200	1020/1200
Displacement (L)	6.7	6.7
TRANSMISSION & CLUTCH		
Transmission	ZF 6AP1200B(AT)	ZF 6S1010BO(MT)
		6-gear manual
Clutch	N/A	SACHS
AXLES		
Front	DONG FENG DANA front axle	
Rear	DONG FENG DANA rear axle	
SUSPENSION		
Suspension system	Chinese air suspension, 6 air bags	
STEERING		
Steering system	ZF 8095	



BRAKE SYSTEM	
Brake mechanism	Front & Rear disc
Tyre	MICHELIN 275/70 R22.5
Brake system	WABCO AEBS+ESC
BODY	
DOOR & WINDOW	
Front door	Aluminum out-swing door with remote control
Middle door	Aluminum out-swing door with remote control
Side windows	Double glass tinted, with E-mark
SEATS	
Driver	Chinese driver seat
Passenger	FAINSA GALA passenger seat
AIR CONDITIONER	
Type	Chinese A/C top mounted, dependent KING LONG, with BITZER A/C compressor
HEATER	
Type	SPHEROS heater with independent defroster
MIRROR	
Type	Electric rear view mirror with defrost function, with E-mark
OTHER STANDARD EQUIPMENTS	
VDO CAN BUS system, VDO digital tachographer with print & display function, ECAS system, luxurious internal luggage rack on both sides, single disc DVD system with 15"LCD	

TECHNICAL SPECIFICATIONS

MODEL	C10	
DIRECTION	LHD/RHD	
DOOR POSITION	Middle door/Larger middle door/Rear door behind rear axle	
DIMENSIONS		
Length x width x height (mm)	9895 x 2480 x 3435/3335 (With A/C)	
Wheelbase (mm)	5100	
Front overhang/Rear overhang (mm)	1905/2890	
Minimum ground clearance (mm)	230	
CAPACITY		
Seating arrangement	33-39 seats, seats reduced with WC or LIFT	
Fuel tank capacity (L)	280	
ENGINE		
Brand	CUMMINS	
Model	ISB6.7E6.310	
Emission standard	Euro VI	
Rated power (kW/rpm)	230/2300	
Rated torque (N-m/rpm)	1100/1200	
Displacement (L)	6.7	
TRANSMISSION & CLUTCH		
Transmission	ZF 6S1010BO(MT)	ZF ECOLIFE 6AP1200
	6-gear manual	
Clutch	SACHS	N/A
AXLES		
Front	Chinese front independent suspension with front axle	
Rear	DONG FENG DANA rear axle	
SUSPENSION		
Suspension system	Chinese air suspension, 6 air bags	
STEERING		
Steering system	ZF 8098	



BRAKE SYSTEM	
Brake mechanism	Front & Rear disc
Tyre	MICHELIN 275/70 R22.5
Brake system	WABCO AEBS+ESC
BODY	
DOOR & WINDOW	
Front doors	Aluminum out-swing door with remote control
Middle doors	Aluminum out-swing door with remote control
Side windows	Double glass tinted, with E-mark
SEATS	
Driver	Chinese driver seat
Passenger	FAINSA GALA passenger seat
AIR CONDITIONER	
Type	Chinese A/C top mounted, dependent KINGLONG, with BITZER A/C compressor
HEATER	
Type	SPHEROS heater with independt defroster
MIRROR	
Type	Electric rear view mirror with defrost function, with E-mark
OTHER STANDARD EQUIPMENTS	
VDO CAN BUS system, VDO digital tachographer with print & display function, ECAS system, luxurious internal luggage rack on both sides, single disc DVD system with 15"LCD	

AN ELEGANT INTERCITY BUS COMPLIANT WITH EURO-VI STANDARD U11/U12/U13



EXTERIOR




The U series is designed for intercity transportation. It's a crossover bus which owns both the advantages of city bus and short distance coach. No matter where your passengers want to go, the U series intercity bus can take them there at affordable prices.



Headlight modeling is stylish and fashionable.



Simple and modern appearance always looks charming.



Spacious luggage compartment makes luggage placement easier.



Unique double swing middle door effectively improves passenger flow rate. Wheelchair lifting device is provided as an option.



INTERIOR

The U series are designed for quick and comfortable intercity trip. Double swing middle door, seats handrails, luggage rack and seat sliding slot are equipped to meet passengers' requirements.



Passenger seats with enough space.



1.5m height luggage rack for small carry-on luggage.



LED interior destination plate with stop alert function.



Equipped with reading lamps and A/C outlets, meeting passengers' demand in every detail.



Under seat slide slot for distance adjusting.

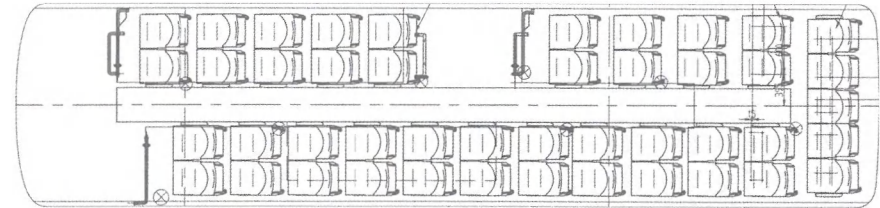
DRIVING AREA

The modern, fashionable and ergonomical style driver cabin makes everything under control and gives the driver more confidence.



TECHNICAL SPECIFICATIONS

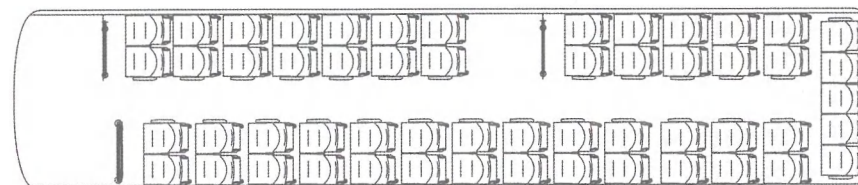
MODEL	U11	
DIMENSIONS		
Length × width × height (mm)	10700 × 2550 × 3300 (With A/C)	
Wheelbase (mm)	5350	
Front overhang/Rear overhang (mm)	2700/3120	
Minimum ground clearance (mm)	160	
CAPACITY		
Seating arrangement	45+1+1	
Fuel tank capacity (L)	300	
ENGINE		
Brand	FPT	
Model	CURSOR 9 360 CV	
Emission standard	Euro VI	
Rated power (kW/rpm)	265/2200	
Rated torque (N·m/rpm)	1650/1200	
Displacement (L)	9	
TRANSMISSION & CLUTCH		
Transmission	ZF 6S-1701 6-gear manual (with hydraulic retarder)	VOITH AT
Clutch	SACHS	NO
AXLES		
Front	FANG SHEN front independent axle	
Rear	FANG SHEN rear axle	
SUSPENSION		
Suspension system	6-air bag suspension	
STEERING		
Steering system	ZF 8098	
BRAKE SYSTEM		
Brake mechanism	Full disc brake	
Tyre	MICHELIN 295/80R22.5	
Brake system	WABCO EBS/ESC	



BODY	
DOOR & WINDOW	
Front doors	Aluminum out-swing door with remote control
Middle doors	Aluminum out-swing single door /Aluminum out-swing double doors
Side windows	Sealed toughened glasses
SEATS	
Driver	Adjustable damping suspension driver seat
Passenger	FAINSA STEL passenger seat
AV EQUIPMENT	
Equipment	XOCECO DVD
Monitoring system	Color reverse monitor, reverse radar
AIR CONDITIONER	
Type	KING LONG roof-mounted dependent A/C with roof-heating KING LONG front box
HEATER	
Type	SPHEROS heater
MIRROR	
Type	Electric rear view mirror with defroster
OTHER STANDARD EQUIPMENTS	
VDO CAN BUS system (Digital tachographer with print & display), ECAS system, SUBURBAN luggage rack	

TECHNICAL SPECIFICATIONS

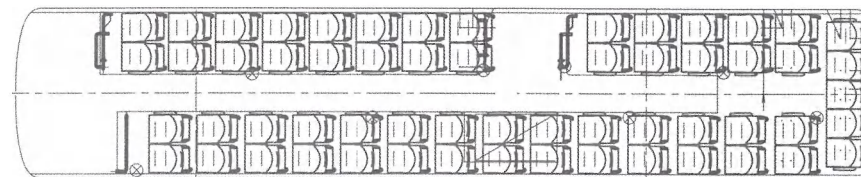
MODEL	U12	
DIMENSIONS		
Length × width × height (mm)	12200 × 2550 × 3300 (With A/C)	
Wheelbase (mm)	6000	
Front overhang/Rear overhang (mm)	3120/3400	
Minimum ground clearance (mm)	160	
CAPACITY		
Seating arrangement	55 seats	
Fuel tank capacity (L)	300	
ENGINE		
Brand	FPT	
Model	CURSOR 9 360 CV	
Emission standard	Euro VI	
Rated power (kW/rpm)	265/2200	
Rated torque (N-m/rpm)	1650/1200	
Displacement (L)	9	
TRANSMISSION & CLUTCH		
Transmission	ZF 6S-1701 6-gear manual (with hydraulic retarder)	VOITH AT
Clutch	SACHS	NO
AXLES		
Front	FANG SHEN front indenpent axle	
Rear	FANG SHEN rear axle	
SUSPENSION		
Suspension system	6-air bag suspension	
STEERING		
Steering system	ZF 8098	
BRAKE SYSTEM		
Brake mechanism	Full disc brake	
Tyre	MICHELIN 295/80R22.5	
Brake system	WABCO EBS/ESC	



BODY	
DOOR & WINDOW	
Front doors	Aluminum out-swing door with remote control
Middle doors	Aluminum out-swing single door Aluminum out-swing double doors
Side windows	Sealed toughened glasses
SEATS	
Driver	Adjustable damping suspension driver seat
Passenger	FAINSA STEL passenger seat
AV EQUIPMENT	
Equipment	XOCECO DVD
Monitoring system	Color reverse monitor, reverse radar
AIR CONDITIONER	
Type	KING LONG roof-mounted dependent A/C with roof-heating KING LONG front box
HEATER	
Type	SPHEROS heater
MIRROR	
Type	Electric rear view mirror with defroster
OTHER STANDARD EQUIPMENTS	
VDO CAN BUS system (Digital tachographer with print & display), ECAS system, SUBURBAN luggage rack	

TECHNICAL SPECIFICATIONS

MODEL	U13
DIMENSIONS	
Length × width × height (mm)	12950 × 2550 × 3300
Wheelbase (mm)	6800
Front overhang/Rear overhang (mm)	3120/3400
Minimum ground clearance (mm)	160
CAPACITY	
Seating arrangement	59+1
Fuel tank capacity (L)	300
ENGINE	
Brand	FPT
Model	CURSOR 9 360 CV
Emission standard	Euro VI
Rated power (kW/rpm)	265/2200
Rated torque (N-m/rpm)	1650/1200
Displacement (L)	9
TRANSMISSION & CLUTCH	
Transmission	ZF 6S-1701 6-gear manual (with hydraulic retarder)
Clutch	SACHS
RETARDER	
Retarder	ZF incorporated intarder
AXLES	
Front	FANG SHEN front indenpent axle
Rear	FANG SHEN rear axle
SUSPENSION	
Suspension system	6-air bag suspension
ECAS	WABCO
STEERING	
Steering system	ZF hydraulic power steering gear
BRAKE	
Brake system	Full disc brake
Tyre	MICHELIN tubeless tyre (295/80R22.5)



BODY	
DOOR & WINDOW	
Doors	Aluminum, remote control, front single out swing & middle double out swing doors
Side windows	Full sealed side windows, with privacy toughened glass
SEATS	
Driver	Chinese adjustable damping suspension driver seat, ISRI as option
Passenger	FAINSA STEL passenger seat
AV EQUIPMENT	
Equipment	XOCECO DVD
Monitoring system	Color reverse monitor, reverse radar
AIR CONDITIONER	
Type	KING LONG roof-mounted dependent A/C with roof-heating
HEATER	
Type	SPHEROS heater
MIRROR	
Type	Electric rear view mirror with defroster
OTHER STANDARD EQUIPMENTS	
VDO CAN BUS system, VDO digital tachograph with print & display, electrically elevated driver window with defroster, automatic fire extinguisher for engine compartment, step lamp, reading lamp, with wheel chair lift	

A HIGH-END CITY BUS COMPLIANT WITH EURO-VI STANDARD B12



EXTERIOR



The B12 is designed for European high-end market, manufactured with high quality components and parts from the world, such as ZF air suspension system, WABCO's ECAS kneeling system and BOSCH's hydraulic cooling system.

With three-doors, low-floor, and large area side windows design, B12 looks simple, modern and charming.



Dynamic headlights and large windshields, brevity makes the beauty.



Simple and modern appearance always looks charming.



The rear door with low floor is convenient for boarding/alighting.



INTERIOR

With large through-type glass side window and spacious interior, you can enjoy the marvelous view.



Imported seats certified by German Safety Authority, offers you a more comfortable journey.



Compact layout of computer modules makes maintenance worry-free.



German Spheros' integral A/C system, controls temperature smartly.



Front passengers' seat space is safe and comfortable.



LED interior destination plate with stop alert function.



Side placement of engine makes it possible to adopt low floor design and offer quick boarding & alighting experience.

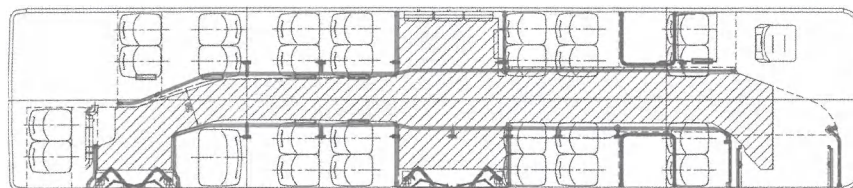
DRIVING AREA

The modern, fashionable and ergonomical style driver cabin makes everything under control and gives the driver more confidence.



TECHNICAL SPECIFICATIONS

MODEL		B12
DIMENSIONS		
Length (mm)		12000
Width (mm)		2550
Height (mm)		3200
Wheelbase (mm)		5850
Internal height (mm)		2480
Minimum ground clearance (mm)		160
CAPACITY		
Seating arrangement		28+3+1
Fuel tank capacity (L)		258L
Batteries (V/Ah)		12X2/200
Weight		
Maximum total mass (kg)		18000
KERB WEIGHT (kg)		12000
ENGINE		
Brand		CUMMINS
Model		ISB6.7E6 280B
Emission standard		EURO VI
Rated power (kW/rpm)		209/2100
Rated torque (N-m/rpm)		1100/1200
Displacement (L)		6.7
TRANSMISSION & CLUTCH		
Brand /type		Automatic transmission
STEERING		
Brand		ZF
Type		Hydraulic power steering
BRAKES SYSTEM		
Type		Full disc brake, WABCO ABS/ASR



CHASSIS	
Type	XMQ6120GR
AXLES	
Front	ZF independent front axle
Rear	ZF AV132/90 low door-type axle
SUSPENSION	
Type	6-airbags air suspension
ECAS	WABCO
TYRES	
Type	MICHELIN tubeless tyre
Size	275/70R22.5
WINDOW & DOOR	
Doors	Double-wing pneumatic inward-swinging front and middle doors /double-wing pneumatic outward-swinging rear door
Side windows	Fully sealed side windows, with privacy vacuum glasses
SEATS	
Driver	Adjustable damping suspension driver seat
Passenger	FAINSA city bus seat
AIR CONDITIONER	
Type	
HEATER	
Type	SPHEROS independent water heater
OTHER STANDARD EQUIPMENTS	
CAN system, front rear side destination plate, cigarette lighter, double-speed driver fan, extinguisher, disabled ramp	

A MORE ECO-FRIENDLY PLUG-IN HYBRID ELECTRIC CITY BUS E12



EXTERIOR



King Long E12 is meticulously designed to achieve the harmony of function and aesthetics.

With overhead battery allocation, centralized engine room adoption and ICS radiator fan design, the E12 works soundly to be a flowing scenery.



Fashionable and beautiful.



Unsymmetrical design of the rear windshield helps dissipate heat from engine.



Put the battery on roof to enhance safety.

INTERIOR

Through optimization of configuration and design, King Long E12 increases the effective standing area; the electric drive system significantly reduces dependence on fuel engine and noise in the bus, creating a more spacious and comfortable environment for passengers.



LCD TV equipped to satisfy the needs for entertainment during the journey.



Back cushion gives disabled passengers a safe journey.



Sunroofs in the front and the rear roof give passengers more daylighting.

FEATURES




ECO-Chip, King Long's self-developed split plug-in hybrid electric system adopts dual-motor structure, which is small in size, light in weight, effective in energy conservation and emission reduction. It saves cost and provides good reliability and stability, with 0-50km/h acceleration time of 15s under extreme circumstance, which is far higher than average urban bus.




The advantage of ECO-Chip plug-in hybrid electric system

- To improve the overall power performance of the vehicle
- To achieve more than 40% of the fuel saving rate even without the plug-in (Proven and Tested)
- Reduces the possibility of early engine start
- Supplementary optimized electric power steering and idle shut-down function to further improve the fuel saving rate
- Support DC or AC 380 battery charge



ICS radiator fan with 6 fans for quick heat dissipation.



Safety protection charging port.

DRIVING AREA

With ingeniously designed cabin, King Long E12 allows more ease for manipulation, reducing the driver's fatigue after long hours of driving and reassuring the comfort and safety of the passengers.



King Long multi-functional steering wheel is integrated with buttons of electric appliances, makes it easier for the driver to control.



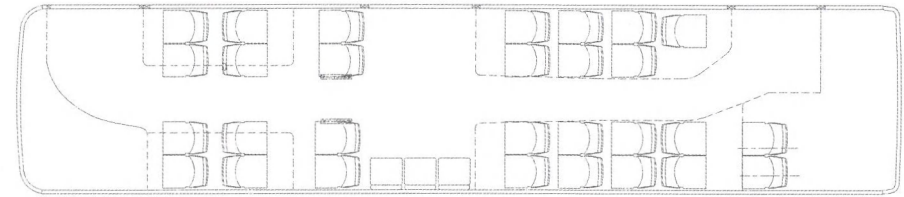
Ergonomically designed drivers' seat to reduce driver's fatigue.



Driver's air duct is in upper front of the driver's seat, for more comfortable driving.

TECHNICAL SPECIFICATIONS

MODEL	E12
DIMENSIONS	
Length x width x height (mm)	11980 x 2550 x 3400
Wheelbase (mm)	6000
Front overhang/Rear overhang (mm)	2670/3310
Minimum ground clearance (mm)	140
CAPACITY	
Seating arrangement	41+1, LOW ENTRY
Fuel tank capacity (L)	250
ENGINE	
Brand	Cummins
Model	ISB6.7E6280H
Emission standard	E6
Rated power (kW/rpm)	209/2100
Rated torque (N·m/rpm)	1100/1100
Displacement (L)	6.7
TRANSMISSION & CLUTCH	
Transmission	WITH GC SYSTEM
Clutch	WITH GC
RETARDER	
Retarder	N/A
AXLES	
Front	ZF RL85A
Rear	AV 132/90
SUSPENSION	
Suspension system	ZF air suspension, 6 air bags
ECAS	WABCO
STEERING	
Steering system	ZF 8098



BRAKE SYSTEM	
ABS	EBS3
Brake	Front & Rear disc
DOOR & WINDOW	
Doors	Front single out-swing, middle double out-swing, with anti-pinch function
Side windows	Double glass tinted, with 2 sliding windows each side
SEATS	
Driver	Air suspension, with E-mark with 3 point seat belts
Passenger	FAINSA PUNT 7.0
AIR CONDITIONER	
Type	KINGLONG A/C top mounted, dependent with roof-heating, with KINGLONG front box
HEATER	
Type	Webasto heater, wet convector on sides
MIRROR	
Type	Electric powered rear view mirror with defrost function, with E-mark
INFORMATION DISPLAY	
Type	Chinese Tongda TD
OTHER STANDARD EQUIPMENTS	
VDO tachograph, VDO CAN system, MP3 player, Happich stop reminding ring, Aluminum alloy air duct, Wheelchair ramp manual operated	

A USER-FRIENDLY CITY BUS COMPLIANT WITH EURO-VI STANDARD B10



EXTERIOR




With the fashionable appearance, spacious double door, convenient low step and comfortable humanized space, the B10 is designed for Europe market. Whichever way you look at it, the B10 is worthy of the second glance.



Distinct front view, fashionable headlights.



Compact rear wall, modern taillight design.



Manual ramp provides easy access for wheelchair passengers.



Show the bus routes.



INTERIOR

The interior of B10 is characterized by generosity, elegance and consideration. Climb aboard and experience the unique spacious interior.



Add the three-point seat belts to ensure the safety of passengers.



LED interior destination plate provides passengers with various information.



Stop bells in 9 places of the whole bus, maximize the satisfaction of passengers at any moment.

DRIVING AREA

The modern, ergonomically styled driver cabin gives the driver more confidence.



Integrated instrument panel with complete functions for more convenient operation.



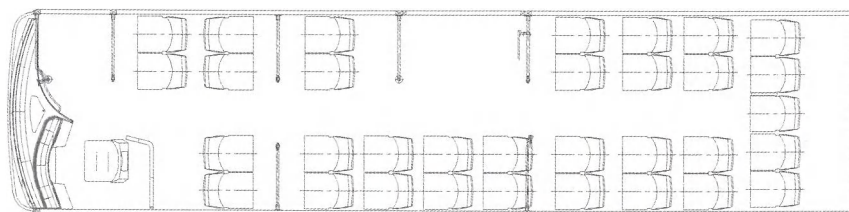
Driver seat with adjustable damping suspension for more comfortable driving space.



Exclusive A/C outlet for driver.

TECHNICAL SPECIFICATIONS

MODEL	B10
DIMENSIONS	
Length x width x height (mm)	10500 x 2500 x 3160
Wheelbase (mm)	5315
Front overhang/Rear overhang (mm)	2285/2900
Minimum ground clearance (mm)	123
CAPACITY	
Seating arrangement	33+1, Max.3 wheelchair area as option
Fuel tank capacity (L)	180
ENGINE	
Brand	CUMMINS
Model	ISB6.7E6 280B
Emission standard	E6
Rated power (kW/rpm)	209/2100
Rated torque (N-m/rpm)	1100/1200
Displacement (L)	6.7
TRANSMISSION & CLUTCH	
Transmission	VOITH 854.6
Clutch	\
RETARDER	
Retarder	4.88
AXLES	
Front	JIN BEN 7.5T
Rear	DONG FENG DANA axle 11T
SUSPENSION	
Suspension system	Front independent suspension with front axle & air suspension
ECAS	WABCO ECAS
STEERING	
Steering system	ZF 8098



BRAKE SYSTEM	
Brake system	WABCO EBS+ESC
Tyre	MICHELIN 275/70R22.5
BODY	
DOOR & WINDOW	
Doors	Aluminum out-swing door with remote control
Side windows	Sealed toughened glasses
SEATS	
Driver	Adjustable damping suspension driver seat
Passenger	FAINSA PUNT passenger seat
AIR CONDITIONER	
Type	KING LONG roof-mounted dependent A/C with roof-heating
HEATER	
Type	SPHEROS heater
MIRROR	
Type	Rear view mirror with defroster
OTHER STANDARD EQUIPMENTS	
VDO CAN BUS system (Digital tachographer with print & display), ECAS system	

www.king-long.com

Xiamen King Long United Automotive Industry Co., Ltd.



Busbuilder of the Year 2010



TS16949:2009



Exempted from Export Inspection



VCA Certification



Russian GOST R Certification



Australian ADR Certification



GCC Certification



National Technology Center

Add: No.9 Jinlong Road, Jimei District, Xiamen, Fujian Province, China 361023 Tel: 0086 592 6370892 Fax: 0086 592 6370995 E-mail: export@mail.king-long.com.cn

Note: Actual products may vary slightly from the product images given in this brochure. Xiamen King Long reserves the right of final interpretation.

B1508X13