

KING LONG

Beyond Your Ideas



Coach Brochure





CHINA'S BUS & COACH LEADER

China Buses are affecting the world's buses industry structure, among these buses King Long is a very innovative and creative company, since 90's of last century, it is always leading the development of bus industry on not only bus technology application but also new model developing: large-size luxury coach, large-size low floor city bus, dual-fuel city bus, airport bus and so on, King Long, the leader of china bus has been widely recognized by end users.

13.7 M SERIES

XMQ6140..... 1-6

12 M SERIES

XMQ6129..... 1-6

XMQ6127..... 7-10

XMQ6126..... 11-16

XMQ6122(MMC)..... 17-22

11.5 M SERIES

XMQ6118(MMC)..... 17-22

XMQ6111..... 11-16

10.6 M SERIES

XMQ6117..... 23-26

8-10 M SERIES

XMQ6996..... 27-32

XMQ6900..... 27-32

XMQ6858..... 27-32

XMQ6800..... 27-32

6-7M FRONT ENGINED SERIES

XMQ6728..... 33-38

XMQ6660..... 33-38

XMQ6608..... 33-38







XMQ6140/6129



The picture shows XMQ6140, XMQ6129 features two axles.



The picture shows XMQ6129, XMQ6140 features three axles.





XMQ6140/6129 Series

Technical Data

Model	XMQ6140Y	XMQ6129Y
GVW(kg)	22100	17400
Dimensions		
Overall length(mm)	13700	11950
Overall width(mm)	2550	2550
Overall height(mm)	3940	3940
Wheelbase(mm)	6500+1500	6000
Internal height(mm)	1960	1960
Capacity		
Seating passengers	57	45
Crew	Driver+attendant	Driver+attendant
Luggage space(m ³)	10.7(Toilet and middle door included)	8(Toilet and middle door included)
Fuel tank capacity(L)	360	360
Batteries(V/Ah)	2×12 / 200	2×12 / 200

Standard Body Features

Body structure	High-strength moulding steel pipe frame, with strengthening outer skin				
Number of doors/type	1 passenger door / Aluminum remote control out-swing passenger door				
Side windows	Fixed tempered glasses, last window sliding, down fixed				
Seats	<table border="0"> <tr> <td>Driver</td> <td>Leather, shock-absorbing and adjustable driver's seat, with three-point seat belt</td> </tr> <tr> <td>Passenger</td> <td>High back adjustable passenger seats (King Long K01-type)</td> </tr> </table>	Driver	Leather, shock-absorbing and adjustable driver's seat, with three-point seat belt	Passenger	High back adjustable passenger seats (King Long K01-type)
Driver	Leather, shock-absorbing and adjustable driver's seat, with three-point seat belt				
Passenger	High back adjustable passenger seats (King Long K01-type)				
Entertainment electronics	17". LCD, 80G HD player				
A/C system	King Long dependent roof mounted A/C				
Heater system	Independent water heating, forced radiator				
Rear view	Electric large area rear mirror (with defroster)				
Others	Middle door, toilet , water dispenser; electric driver's window lifter with defrosting function; automatic fire extinguisher in engine compartment; Aluminum luggage door; Step lamp; K-1 unitary internal luggage rack; reading lamp; electronic clock; wireless microphone for tour guide				
Optional Features ^①	1. R.H.D; 2. Middle passenger doors; 3. Toilet; 4. VIP seat				

①. The list contains the main optional features(for price difference) only. Please consult with Overseas Sales Dept.

XMQ6140Y Chassis Components

Chassis	XMQ6130R1			
Engine	Chinese Yuchai YC6M390-30	Chinese Weichai WP12.375N	Cummins ISME380 30	Dongfeng Cummins ISLE375 30
Smoke emission standard	Euro III	Euro III	Euro III	Euro III
Cylinders/displacement(ml)	6/9830	6/11596	6/10800	6/8900
Output(kw/rpm)	288/2100	276/1900	284/1900	275/2100
Torque(N.m/rpm)	1650/1600	1800/1000-1400	1590/1200	1550/1300
Clutch	SACHES clutch; Single, dry plate, hydraulic distance control, air assistance;			
Transmission	Chinese transmission, mechanical, remote flexible shaft control type (ZF 6- speed transmission with ZF electric eddy current retarder is optional)			
Retarder	Chinese electric eddy current retarder			
Steering	ZF steering gear, with hydraulic power, integral type power steering.			
Brake system	ABS, double-pneumatic-loop driving braking, with spring energy-stored parking braking.			
Front axle	Single elliot I beam, forged steel. Chinese front axle, drum wheel brake, automatic slack adjuster (disk wheel brake and ZF front axle are optional)			
Drive axle	Chinese center axle, disk wheel brake			
Tag axle	ZF rear axle, disk wheel brake, automatic slack adjuster			
Suspension	Multiple leaf spring, dual-acting hydraulic drum-type vibration damper, front stabilizer bar (Chinese and ZF 6-bag air suspension are optional)			
Tires	Tubeless tyre(Michelin tyre is optional)			

XMQ6129Y Chassis Components


Chassis	XMQ6120R				
Engine	Cummins ISME345 30	Chinese Yuchai YC6M340-30	Nissan MD9M	Cummins ISLE4 400	Cummins ISLE4 320
Smoke emission standard	Euro III	Euro III	Euro III	Euro IV	Euro IV
Cylinders/displacement(ml)	6/10800	6/9830	6/9203	6/8900	6/8900
Output(kw/rpm)	254/1900	250/2100	257/2200	294/2100	235/2100
Torque(N.m/rpm)	1710/1200	1460/1600	1400/1400	1600/1300-1400	1300/1100-1600
Clutch	Chinese Clutch; Single, dry plate, hydraulic distance control, air assistance; (SACHE clutch is optional)				
Transmission	Chinese 6 transmission, mechanical, remote flexible shaft control type (ZF 6- speed transmission is optional)				
Retarder	Chinese electric eddy current retarder (Spain electric eddy current retarder is optional)				
Steering	ZF steering gear, with hydraulic power, integral type power steering.				
Brake system	ABS, double-pneumatic-loop driving braking, with spring energy-stored parking braking.				
Front axle	Single elliot I beam, forged steel. Chinese front axle, drum wheel brake, automatic slack adjuster (disk wheel brake and ZF front axle are optional)				
Rear axle	Pressed and welded axle housing, single reduction final drive, Chinese rear axle, drum wheel brake, automatic slack adjuster (disk wheel brake and ZF front axle are optional)				
Suspension	Multiple leaf spring, dual-acting hydraulic drum-type vibration damper, front stabilizer bar (Chinese and ZF 6-bag air suspension are optional)				
Tires	Tubeless tyre				
Note	MD9M is power assembly, other clutch, retarder or transmission is not allowed; when ZF transmission is selected, the retarder shall be of hydraulic type integrated into transmission.				

Tel: +86-592-6370892 Fax: +86-592-6370896 6370995 Email: export@mail.king-long.com.cn www.king-long.com

Note: Actual products may vary slightly from the product images given in this brochure. Xiamen King Long reserves the right of final explanation.

XMQ6127







XMQ6127 Series

Technical Data

Model	XMQ6127Y/C/FB		
GVW(kg)	16500		
Dimensions	Capacity		
Overall length(mm)	12000	Seating passengers	53
Overall width(mm)	24900	Crew	Driver+attendant
Overall height(mm)	3800	Luggage space(m ³)	8.5
Wheelbase(mm)	6000	Fuel tank capacity(L)	400 (when the state of Euro IV will be 350L)
Internal height(mm)	2000	Batteries(V/Ah)	2×12 / 200

Chassis Components

Chassis	XMQ6120RF2	XMQ6120RC3Q	XMQ6121R3	XMQ6120RC3Q
Engine	Chinese Yuchai YC6L330-20	CKD Cummins C300 20	Cummins ISLE+300	Cummins ISLE4 400
Smoke emission standard	Euro II	Euro II	Euro III	Euro IV
Cylinders/displacement(ml)	6/8400	6/8300	6/8900	6/8900
Output(kw/rpm)	243/2200	221/2200	221/2100	294/2100
Torque(N.m/rpm)	1280/≤1400	1125/1400	1250/1200-1600	1700/1300
Clutch	Chinese Clutch; Single, dry plate, hydraulic distance control, air assistance; (SACHE clutch is optional)			
Transmission	Chinese transmission, mechanical, remote flexible shaft control type (ZF 6- speed transmission is optional)			
Retarder	Chinese electric eddy current retarder (TELMA electric eddy current retarder is optional)			
Steering	Chinese steering gear, with hydraulic power, integral type power steering.(ZF power steering gear is optional)			
Brake system	ABS, double-pneumatic-loop driving braking, with spring energy-stored parking braking.			
Front axle	Single elliot I beam, forged steel. Chinese front axle, drum wheel brake, automatic slack adjuster (disk wheel brake and ZF front axle are optional)			
Rear axle	Pressed and welded axle housing, single reduction final drive, Chinese rear axle, drum wheel brake, automatic slack adjuster (disk wheel brake and ZF front axle are optional)			
Suspension	Multiple leaf spring, dual-acting hydraulic drum-type vibration damper, front stabilizer bar (Chinese and ZF 6-bag air suspension are optional)			
Tires	Tubeless tyre			


Standard Body Features

Body structure	High-strength moulding steel pipe frame, with stretching outer skin
Number of doors/type	1 passenger door / Aluminum remote control out-swing passenger door
Side windows	Fixed tempered glasses, last window sliding, down fixed
Seats	Driver: Leather, shock-absorbing and adjustable driver's chair, with three-point safety belt Passenger: High back adjustable passenger seats (King Long KX-type)
Entertainment electronics	17" LCD monitor, multi-disc DVD
A/C system	King Long dependent roof mounted A/C
Heater system	Independent water heating, forced radiator
Rear view	Electric large area rear mirror (with defroster)
Others	Electric driver's window lifter with defrosting function; automatic fire extinguisher in engine compartment; Aluminum luggage door; Step lamp; internal luggage rack; reading lamp; electronic clock; safe sky-light window with ventilation fan
Optional Features ①	1. R.H.D; 2. Middle passenger doors; 3. Toilet

①. The list contains the main optional features(for price difference) only. Please consult with Sales Dept.


Tel: +86-592-6370892 Fax: +86-592-6370896 6370995 Email: export@mail.king-long.com.cn www.king-long.com

Note: Actual products may vary slightly from the product images given in this brochure. Xiamen King Long reserves the right of final explanation.



XMQ6126/6111







XMQ6126/6111 Series

Technical Data

Model	XMQ6126Y/Y1/Y3	XMQ6111Y/Y5
GVW(kg)	17000	16200
Dimensions		
Overall length(mm)	11950	11480
Overall width(mm)	2540	2540
Overall height(mm)	3690	3690
Wheelbase(mm)	6000	5800
Internal height(mm)	1920	1920
Capacity		
Seating passengers	53	49
Crew	Driver+attendant	Driver+attendant
Luggage space(m ³)	9	8.5
Fuel tank capacity(L)	360	360
Batteries(V/Ah)	2×12 / 200	2×12 / 200

Standard Body Features

Body structure	High-strength moulding steel pipe frame, with stretching outer skin
Number of doors/type	1 passenger door / Aluminum remote control out-swing passenger door
Side windows	Fixed tampered glasses, last window sliding, down fixed
Seats	Driver: Leather, shock-absorbing and adjustable driver's chair, with three-point seat belt Passenger: High back adjustable passenger seats (King Long K01-type)
Entertainment electronics	17" LCD, 80G HD player
A/C system	King Long dependent roof mounted A/C
Heater system	Independent water heating, forced radiator
Rear view	Electric large area rear mirror (with defroster)
Others	Electric driver's window lifter with defrosting function; automatic fire extinguisher in engine compartment; Aluminum luggage door; Step lamp; internal luggage rack; reading lamp; electronic clock; safe sky-light window with ventilation fan.
Optional Features ^①	1. R.H.D; 2. Middle passenger doors; 3. Toilet

①. The list contains the main optional features(for price difference) only. Please consult with Overseas Sales Dept.

XMQ6126 (I) Chassis Components

Chassis	XMQ6121R1	XMQ6121R6	XMQ6121R7
Engine	Chinese Weichai WD615.44	Chinese Yuchai YC6L330-20	Chinese Yuchai YC6L330-30
Smoke emission standard	Euro II	Euro II	Euro III
Cylinders/displacement(ml)	6/9726	6/8400	6/8400
Output(kw/rpm)	235/2200	243/2200	243/2200
Torque(N.m/rpm)	1250/1400-1600	1280/≤1400	1280/≤1400

XMQ6126 (II) Chassis Components

Chassis	XMQ6121R3	XMQ6121R6	XMQ6121R6
Engine	Cummins ISLE+300	Cummins ISLE 4 320	CKD Cummins C300 20
Smoke emission standard	Euro III	EuroIV	Euro II
Cylinders/displacement(ml)	6/8900	6/8900	6/8300
Output(kw/rpm)	221/2100	235/2100	221/2200
Torque(N.m/rpm)	1250/1200-1600	1300/1100-1600	1125/1400

XMQ6111 Chassis Components

Chassis	XMQ6110R1	XMQ6110R2	XMQ6110R2
Engine	CKD Cummins C300 20	Cummins ISLE+300	Chinese Yuchai YC6L310-30
Smoke emission standard	Euro II	Euro III	Euro III
Cylinders/displacement(ml)	6/8300	6/8900	6/8428
Output(kw/rpm)	221/2200	221/2100	228/2200
Torque(N.m/rpm)	1125/1300	1250/1400	1150/1400

XMQ6126/6111 Series Chassis Components

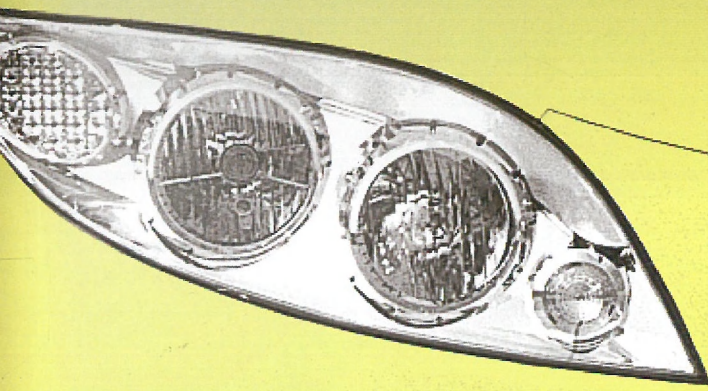
Clutch	Chinese Clutch; Single, dry plate, hydraulic distance control, air assistance; (SACHE clutch is optional)
Transmission	Chinese transmission, mechanical, remote flexible shaft control type (ZF 6- speed transmission is optional)
Retarder	Chinese electric eddy current retarder (TELMA electric eddy current retarder is optional)
Steering	Chinese steering gear, with hydraulic power, integral type power steering.(ZF power steering gear is optional)
Brake system	ABS, double-pneumatic-loop driving braking, with spring energy-stored parking braking.
Front axle	Single elliott I beam, forged steel. Chinese front axle, drum wheel brake, automatic slack adjuster(disk wheel brake and ZF front axle are optional)
Rear axle	Pressed and welded axle housing, single reduction final drive, Chinese rear axle, drum wheel brake, automatic slack adjuster (disk wheel brake and ZF front axle are optional)
Suspension	Multiple leaf spring, dual-acting hydraulic drum-type vibration damper, front stabilizer bar(Chinese and ZF 6-bag air suspension are optional)
Tires	Tubeless tyre

Tel: +86-592-6370892 Fax: +86-592-6370896 6370995 Email: export@mail.king-long.com.cn www.king-long.com

Note: Actual products may vary slightly from the product images given in this brochure. Xiamen King Long reserves the right of final explanation.



KING LONG



KING LONG



XMQ6122(MMC)/6118(MMC)







XMQ6122(MMC)/6118(MMC) Series

Technical Data

Model	XMQ6122Y	XMQ6118Y/Y1/Y2
GVW(kg)	16500	15800
Dimensions		
Overall length(mm)	11940	11460
Overall width(mm)	2490	2490
Overall height(mm)	3740	3540
Wheelbase(mm)	6350	5770
Internal height(mm)	1920	1920
Capacity		
Seating passengers	53	49
Crew	Driver+attendant	Driver+attendant
Luggage space(m ³)	8.5	7.6
Fuel tank capacity(L)	400	400
Batteries(V/Ah)	2×12 / 200	2×12 / 200

Standard Body Features

Body structure	High-strength moulding steel pipe frame, with strengthening outer skin	
Number of doors/type	1 passenger door / Aluminum remote control out-swing passenger door	
Side windows	Fixed tempered glasses, last window sliding, down fixed	
Seats	Driver	Leather, shock-absorbing and adjustable driver's chair, with three-point seat belt
	Passenger	High back adjustable passenger seats (King Long KX-type)
Entertainment electronics	17" LCD, multi-disc DVD	
A/C system	King Long dependent roof mounted A/C	
Heater system	Independent water heating, forced radiator	
Rear view	Electric large area rear mirror (with defroster)	
Others	Electric driver's window lifter with defrosting function; automatic fire extinguisher in engine compartment; Aluminum luggage door; Step lamp internal luggage rack; reading lamp; electronic clock; safe sky-light window with ventilation fan	
Optional Features①	1. R.H.D; 2. Middle passenger doors; 3. Toilet	

①. The list contains the main optional features(for price difference) only. Please consult with Overseas Sales Dept.

XMQ6122(MMC) Chassis Components

Chassis	XMQ6121R3	XMQ6121R3	XMQ6120RF1	XMQ6120RC3
Engine	Cummins ISLE+300	Chinese Yuchai YC6L310-30	Chinese Yuchai YC6G300-20	CKD Cummins C300 20
Smoke emission standard	Euro III	Euro III	Euro II	Euro II
Cylinders/displacement(ml)	6/8900	6/8424	6/7800	6/8300
Output(kw/rpm)	221/2100	228/2200	221/2200	221/2200
Torque(N.m/rpm)	1250/1400	1150/1400	1150/1500	1125/1300

XMQ6118(MMC) Chassis Components

Chassis	XMQ6110R3	XMQ6110R2	XMQ6110R1	XMQ6110R1	XMQ6112RC
Engine	Chinese Yuchai YC6L310-30	Cummins ISLE+300	Cummins ISLE4 320	Chinese Weichai WD615.30	CKD Cummins C300 20
Smoke emission standard	Euro III	Euro III	Euro IV	Euro II	Euro II
Cylinders/displacement(ml)	6/8428	6/8900	6/8900	6/9726	6/8300
Output(kw/rpm)	228/2200	221/2100	235/2100	221/2200	221/2200
Torque(N.m/rpm)	1150/1400	1250/1400	1300/1300	1160/1400	1125/1300

XMQ6122(MMC)/6118(MMC) Series Chassis Components

Clutch	Chinese Clutch; Single, dry plate, hydraulic distance control, air assistance; (Imported SACHE clutch is optional)
Transmission	Chinese transmission, mechanical, remote flexible shaft control type (ZF 6- speed transmission is optional)
Retarder	Chinese electric eddy current retarder (TELMA electric eddy current retarder is optional)
Steering	Chinese steering gear, with hydraulic power, integral type power steering.(ZF power steering gear is optional)
Brake system	ABS, double-pneumatic-loop driving braking, with spring energy-stored parking braking.
Front axle	Single elliot I beam, forged steel. Chinese front axle, drum wheel brake, automatic slack adjuster(disk wheel brake and ZF front axle are optional)
Rear axle	Pressed and welded axle housing, single reduction final drive, Chinese rear axle, drum wheel brake, automatic slack adjuster (disk wheel brake and ZF front axle are optional)
Suspension	Multiple leaf spring, dual-acting hydraulic drum-type vibration damper, front stabilizer bar (Chinese and ZF 6-bag air suspension are optional)
Tires	Tubeless tyre

Tel: +86-592-6370892 Fax: +86-592-6370896 6370995 Email: export@mail.king-long.com.cn www.king-long.com

Note: Actual products may vary slightly from the product images given in this brochure. Xiamen King Long reserves the right of final explanation.

XMQ6117







XMQ6117 Series

Technical Data

Model	XMQ6117		
GVW(kg)	15600		
Dimensions		Capacity	
Overall length(mm)	10600	Seating passengers	45
Overall width(mm)	2480	Crew	Driver+attendant
Overall height(mm)	3520	Luggage space(m ³)	6.2
Wheelbase(mm)	5250	Fuel tank capacity(L)	240
Internal height(mm)	1950	Batteries(V/Ah)	2x12 / 200

Chassis Components

Chassis	XMQ6102R	XMQ6102R	XMQ6113R
Engine	Cummins ISBE250-30	Chinese Yuchai YC6G270-30	Cummins ISBE4 250
Smoke emission standard	Euro III	Euro III	EuroIV
Cylinders/displacement(ml)	6/5900	6/7800	6/6700
Output(kw/rpm)	184/2700	199/2200	184/2500
Torque(N.m/rpm)	950/1500	1080/1400-1600	950/1200-1800
Clutch	Chinese Clutch; Single, dry plate, hydraulic distance control, air assistance; (SACHE clutch is optional)		
Transmission	Chinese transmission, mechanical, remote flexible shaft control type (ZF 6-speed transmission is optional)		
Retarder	Chinese electric eddy current retarder (TELEMA electric eddy current retarder is optional)		
Steering	Chinese steering gear, with hydraulic power, integral type power steering.(ZF power steering gear is optional)		
Brake system	ABS, double-pneumatic-loop driving braking, with spring energy-stored parking braking.		
Front axle	Single eliott I beam, forged steel. Chinese front axle, drum wheel brake, automatic slack adjuster(disk wheel brake and ZF front axle are optional)		
Rear axle	Pressed and welded axle housing, single reduction final drive, Chinese rear axle, drum wheel brake, automatic slack adjuster (disk wheel brake is optional)		
Suspension	Multiple leaf spring, dual-acting hydraulic drum-type vibration damper, front stabilizer bar (Chinese 6-bag air suspension is optional)		
Tires	Tubeless tyre		

Standard Body Features

Body structure	High-strength forming steel pipe frame, with outer skin
Number of doors/type	1 passenger door / Aluminum remote control out-swing passenger door
Side windows	Fixed tampered glasses, last window sliding, down fixed
Seats	Driver Passenger
	Leather, shock-absorbing and adjustable driver's chair, with three-point seat belt High back adjustable passenger seats (King Long KX-type)
Entertainment electronics	17" LCD, multi-disc DVD
A/C system	King Long dependent roof mounted A/C
Heater system	Independent water heating, forced radiator
Rear view	Electric large area rear mirror (with defroster)
Others	Automatic fire extinguisher in engine compartment; Aluminum luggage door; Step lamp; internal luggage rack; reading lamp; electronic clock; safe sky-light window with ventilation fan
Optional Features①	1. R.H.D; 2. Middle passenger doors;

①. The list contains the main optional features (for price difference) only. Please consult with Overseas Sales Dept.

Tel: +86-592-6370892 Fax: +86-592-6370896 6370995 Email: export@mail.king-long.com.cn www.king-long.com

Note: Actual products may vary slightly from the product images given in this brochure. Xiamen King Long reserves the right of final explanation.



XMQ6996/6900/6858/6800







XMQ6996/6900/6858/6800 Series

Technical Data

Model	XMQ6996/Y	XMQ6900/Y	XMQ6858/Y	XMQ6800/Y
GVW(kg)	13600	11990	10700	10200
Dimensions				
Overall length(mm)	9895	8995	8495	7995
Overall width(mm)	2480	2480	2480	2480
Overall height(mm)	3435	3435	3420	3390
Wheelbase(mm)	5000	4300	4000	3800
Internal height(mm)	1850	1850	1850	1850
Capacity				
Seating passengers	37	35	33	29
Crew	Driver+attendant	Driver+attendant	Driver+attendant	Driver+attendant
Luggage space(m ³)	5	3.7	3.4	2.9
Fuel tank capacity(L)	256	256	160	160
Batteries(V/Ah)	2x12 / 150	2x12 / 150	2x12 / 135	2x12 / 135

Standard Body Features

Model	XMQ6996/6900/6858/6800 Series	
Body structure	High-strength moulding steel pipe frame, with stretching outer skin	
Number of doors/type	1 passenger door / Aluminum remote control out-swing passenger door	
Side windows	Fixed tempered glasses, last window sliding, down fixed	
Seats	Driver	Damping adjustable driver seat with fabric cover
	Passenger	High back adjustable passenger seats (King Long F01-type)
Entertainment electronics	Radio Cassettes player (6996 is equipped with 17" LCD, multi-disc DVD)	
A/C system	King Long dependent roof mounted A/C	
Heater system	Independent defroster	
Rear view	Electric large area rear mirror (with defroster)	
Others	Aluminum luggage door; Step lamp; internal luggage rack; safety sky-light window with ventilation fan	
Optional Features①	1. R.H.D; 2. Middle passenger doors; 3. Integral engine heater or independent water heating; 4. Stainless Wheel Hubcap; 5. VCD player	

①. The list contains the main optional features (for price difference) only. Please consult with Overseas Sales Dept.

Tel: +86-592-6370892 Fax: +86-592-6370896 6370995 Email: export@mail.king-long.com.cn www.king-long.com

Note: Actual products may vary slightly from the product images given in this brochure. Xiamen King Long reserves the right of final explanation.

XMQ6996 Chassis Components

Chassis	XMQ6960R1	XMQ6960R1	XMQ6960R1	XMQ6960R
Engine	Cummins	Chinese Yuchai	Dongfeng Cummins	Chinese Yuchai
	ISBE250 30	YC6J245-30	ISDe245 30	YC6J230- 20
Smoke emission standard	Euro III	Euro III	Euro III	Euro II
Cylinders/displacement(ml)	6/5900	6/6500	6/6700	6/6494
Output(kw/rpm)	184/2700	180/2500	180/2500	170/2500
Torque(N.m/rpm)	950/1500	890/1200~1700	925/1200~1700	810/1400~1600

XMQ6900 Chassis Components

Chassis	XMQ6960R1	XMQ6960R1	XMQ6960R	XMQ6960R	XMQ6960R	XMQ6960R
Engine	Cummins	Chinese Yuchai	Cummins	Cummins	Chinese Yuchai	Dongfeng Cummins
	ISBE220 31	YC6J230-30	ISBE4 225	ISBE4 250	YC6A240-20	EQB235 20
Smoke emission standard	Euro III	Euro III	Euro IV	Euro IV	Euro II	Euro II
Cylinders/displacement(ml)	6/5900	6/6494	6/6700	6/6700	6/7252	6/5900
Output(kw/rpm)	162/2500	170/2500	165/2500	184/2500	177/2300	173/2500
Torque(N.m/rpm)	820/1500	850/1200~1700	850/1500	951/1500	890/1400~1600	800/1400~1600

XMQ6858 Chassis Components

Chassis	XMQ6810R	XMQ6810R	XMQ6810R	XMQ6810R	XMQ6810R1	XMQ6810R1	XMQ6810R2	XMQ6810R2
Engine	Cummins	Chinese Yuchai	Chinese Weichai	Cummins	Cummins	Dongfeng Cummins	Chinese Yuchai	Chinese Yuchai
	B5.9	YC4G180-20	TBD226B-4 II C	ISBE4 185	ISBE185 32	ISDe210 30	YC6J220-30	YC4G200-30
Smoke emission standard	Euro II	Euro II	Euro II	Euro IV	Euro III	Euro III	Euro III	Euro III
Cylinders/displacement(ml)	6/5900	4/5200	4/4160	4/4500	6/5900	6/6700	6/6500	4/5200
Output(kw/rpm)	158/2600	132/2300	132/2500	136/2500	136/2500	155/2500	162/2500	147/2200
Torque(N.m/rpm)	732/1500	660/1400	550/1500	700/1400	700/1500	800/1200~1700	800/1600	720/1400

XMQ6800 Chassis Components

Chassis	XMQ6810R	XMQ6810R	XMQ6810R	XMQ6810R1	XMQ6810R1	XMQ6810R2
Engine	Dongfeng Cummins	Chinese Yuchai	Chinese Weichai	Cummins	Cummins	Chinese Yuchai
	EQB180-20	YC4G180-20	TBD226B-4 II C	ISBE180 30	ISBE4 185	YC4G200-30
Smoke emission standard	Euro II	Euro II	Euro II	Euro III	Euro IV	Euro III
Cylinders/displacement(ml)	6/5900	4/5202	4/4160	4/3900	4/4500	4/5200
Output(kw/rpm)	132/2500	132/2300	132/2500	135/2500	136/2500	147/2200
Torque(N.m/rpm)	610/1500	660/1400	550/1500	550/1500	700/1500	750/1300~1500

XMQ6996/6900/6858 Series Chassis Components

Clutch	Chinese Clutch; Single, dry plate, hydraulic distance control, air assistance; (SACHES clutch is optional)
Transmission	Chinese transmission, mechanical, remote flexible shaft control type
Steering	Chinese steering gear, with hydraulic power, integral type power steering
Brake system	ABS, double-pneumatic-loop driving braking, with spring energy-stored parking braking.
Front axle	Single elliot I beam, forged steel. Chinese front axle, drum wheel brake, automatic slack adjuster (disk wheel brake is optional)
Rear axle	Pressed and welded axle housing, single reduction final drive, Chinese rear axle, drum wheel brake, automatic slack adjuster (disk wheel brake is optional)
Suspension	Multiple leaf spring, dual-acting hydraulic drum-type damper, front stabilizer bar (Chinese 6-bag air suspension is optional)
Tires	Tubeless tires



XMQ6728/6660/6608







XMQ6728/6660/6608 Series

Technical Data

Model	XMQ6728NE/NE3	XMQ6660NE/NE3	XMQ6608NE1/NE3
GVW(kg)	6650	6500	5900
Dimensions			
Overall length(mm)	7235	6630	5995
Overall width(mm)	2270	2270	2270
Overall height(mm)	2750	2750	2750
Wheelbase(mm)	3800	3308	3308
Internal height(mm)	1900	1900	1900
Capacity			
Seating passengers	26	22	17
Crew	1 Driver	1 Driver	1 Driver
Luggage space(m ³)	1	1	1
Fuel tank capacity(L)	120	90	90

Standard Body Features

Model	XMQ6728NE/NE3	XMQ6660NE/NE3	XMQ6608NE1/NE3
Body structure	Moulding steel pipe frame ; Pressing panel skin;		
Number of doors/type	2 (1 Driver +1 passenger) doors / Manual folding passenger door		
Side windows	sliding		
Seats	Driver	High back adjustable driver seat with fabric cover	
	Passenger	High back, unadjustable	
Audio-visual system	AM/FM radio Cassettes player		
A/C system	King Long dependent inner mounted A/C		
Heater system	defroster		
Optional Features①	1. Electric folding door; 2. R.H.D; 3. Integral engine heater or Independent water heating; 4. Luggage rack(left side); 5. Back door; 6. VCD player		

①. The list contains the main optional features(for price difference) only. Please consult with Overseas Sales Dept.

XMQ6728 Chassis Components

Model	XMQ6728NE		XMQ6728NE3	
Chassis	HFC6700KY6	HFC6700KY6	HFC6700KYD3	HFC6700KYD3
Engine	Dongfeng Cummins EQB125-20	Chinese Chaochai CY4102BZLQ	IVECO SOFIM8140.43N	Chinese Chaochai CY4102-C3C
Smoke emission standard	Euro II	Euro II	Euro III	Euro III
Cylinders/displacement(ml)	4/3900	4/3856	4/2798	4/3856
Output(kw/rpm)	92/2800	88/2800	107/3600	88/2800
Torque(N.m/rpm)	410/1500	343/1800	320/1500	343/1800
Batteries(v/Ah)	2x12/100	2x12/100	12/100	2x12/100

XMQ6660 Chassis Components

Model	XMQ6660NE1		XMQ6660NE3	
Chassis	HFC6601K3Y	HFC6601K3Y	HFC6601KYD3	HFC6601KYD3
Engine	Chinese Yuchai YC4F115-20	Chinese Chaochai CY4102BZLQ	IVECO SOFIM8140.43S3	Chinese Yuchai YC4F115-30
Smoke emission standard	Euro II	Euro II	Euro III	Euro III
Cylinders/displacement(ml)	4/2660	4/3856	4/2798	4/2660
Output(kw/rpm)	85/3200	88/2800	92/3600	85/3200
Torque(N.m/rpm)	300/2200	343/1800	285/1500	300/2200
Batteries(V/Ah)	2x12/100	2x12/100	12/100	12/100

XMQ6608 Chassis Components

Model	XMQ6608NE1		XMQ6608NE3	
Chassis	HFC6601KYKZL	HFC6601KYKZL	HFC6601KYD3	HFC6601KYD3
Engine	Chinese Yuchai YC4F115-20	Chinese Chaochai CY4102BZLQ	IVECO SOFIM8140.43S3	Chinese Yuchai YC4F115-30
Smoke emission standard	Euro II	Euro II	Euro III	Euro III
Cylinders/displacement(ml)	4/2660	4/3856	4/2798	4/2659
Output(kw/rpm)	85/3200	88/2800	92/3600	85/3200
Torque(N.m/rpm)	300/2200	343/1800	285/1500	300/2200
Batteries(V/Ah)	2x12/100	2x12/100	12/100	12/100



INTRODUCTION

Established in 1988 with the headquarter locating in Xiamen, KINGLONG professionally deals with research, development, manufacturing and marketing of large and medium size coach. With an annual production capacity of 30000 units, KINGLONG has been able to manufacture more than 200 kinds of products ranging from 4.5m to 18m, which include touring buses, coaches, buses, passenger cars and special vehicles.

KINGLONG has remained a stable performance growth during the continuous 20 years. As many as 23291 units of large and medium size coaches have been sold with a sales revenue of 9.2 million dollars in 2006. It has been estimated that more than 30000 units will be sold with a sales revenue of 125 million dollars in 2007, which has grown by about 30% compared with 2006. Up to September 2007, KINGLONG has manufactured over 130,000 units in total, which takes up 20% of market maintenance in China and tops in the industry.

KINGLONG was established with innovation and adventuring spirits. Since the 90 ages of 20th century, KINGLONG has been involved in application of coach technology and development of new models to be the leader in the industry. A lot of models as medium-sized luxury coach, large-sized luxury coach, medium-sized luxury touring bus, large-sized luxury touring bus, large-sized low-floor city bus, dual-fuel city bus, airport shuttle bus, etc. have been self-developed. His leading image has been accepted by the market through these models. KINGLONG has gradually become the first coach brand in China and topped in market maintenance and brand influence of the industry. In 2006 and 2007, KINGLONG has sequently developed high-grade touring coaches and high-grade coaches and buses as high as 12m, which have been successively awarded as Annual Coach in BAAV Asian Coach Week.

BUSWORLD TURKEY



BUSWORLD KORTRIJK



BAV CONFERENCE IN AUSTRALIA



SIBERRIAN FAIR



PARIS INTERNATIONAL TOURISM EXHIBITION



Among the many coach-manufacturing enterprises in China, KINGLONG is the earliest enterprise implementing export sales programs and establishing overseas promotion and service networks. From 2000, KINGLONG began carrying out overseas strategy. Up to September 2007, KINGLONG has established promotion networks spanning five continents and set up exclusive distributor networks and service networks over more than 40 foreign countries. Besides continuous innovation, quality and after-sales service which are necessary for expanding overseas market has been highlighted.

In the recent years, overseas sales performance has remained a stable growth. In 2006, 1900 units have been sold overseas with a sales revenue of 12 million dollars. The sales regions have been expanded from Southeast Asia and Middle East to Europe, South America and Africa. Transnational management mode has been developed from single mode of whole-vehicle export to double mode of whole-vehicle export and CKD export. It has been estimated that KINGLONG will accomplished 3500 units for export sales with an amount of more than 240 million dollars. At present, KINGLONG has reached sales on a large scale over Southeast Asia, Middle East, North Africa, Russia, etc. with a strong brand influence.

Since 2005, KINGLONG has been dedicated to launching into West European market. At present, some products have been certified and successfully exported to Britain, Bulgaria, Italy, Sweden, Hun etc. KINGLONG has set up 10 distributors with rich coach sales experience and strong service ability over the whole European areas, which have distributed in Britain, Germany, France, Sweden, Italy, Bulgaria, Romania, Hungary, Ukraine, etc.

Benefiting from the world industrial division, KINGLONG is developing deep cooperation with main coach parts manufacturers and industrial design companies in Europe and Japan for continuous innovation and advancement. Every year, new leading coaches will be developed. KINGLONG hopes to supply excellent service to the world road passenger transportation with better products and better quality. Of course, KINGLONG are featured with obvious cost advantages compared with the western manufacturers. KINGLONG believe that KINGLONG will be the new choice of the customers due to the various requirements and continuous development of coach. KINGLONG also believe that such a choice is bound to reach win-win.

CHINA'S BUS & COACH LEADER

WWW.KING-LONG.COM

**XIAMEN KING LONG UNITED AUTOMOTIVE INDUSTRY CO., LTD
OVERSEAS SALES & MARKETING DEPT**

Add: No.9 Kinglong Road, Jimei District, Xiamen, Fujian, P. R. China 361023
Tel: +86-592-6370892 Fax: +86-592-6370896 6370995
E-mail: Export@mail.king-long.com.cn