


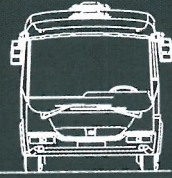



SOR



Bus
SOR CN 12
Intercity





type	SOR CN 12		Intercity
	doors		medium double-wing
parameters	length	mm	11 790
	width	mm	2 525
	height	mm	2 950
	axle base	mm	6 180
	front overhang	mm	2 350
	rear overhang	mm	3 260
	body	number of doors	
front door width		mm	810
middle door width		mm	1 210
get on height		mm	320
front floor height		mm	340
back floor height		mm	800
weight		operating	kg
	max. techn. acceptable	kg	16 500
capacity	for sitting		41
	for standing		66
	total		107
properties	design speed	km/h	100
	outer contour radius	mm	11 100
	approach angle	°	9
	departure angle	°	8
engine	Iveco Tector F4AE3682E		194 kW / 1 000 Nm
transmission	ZF 6S 1200 B0		manual 6+1 / 6,75-0,83 R6,21
retarder	Voith R 120		hydraulic
front axle	SOR BN 004		independent suspension
rear axle	DANA G150		solid, single stage reduction, i=4,33
suspension	pneumatic		pulsating springs; front 2 / back 4
	control		electronic, Wabco ECAS
shock-absorber	Brano		fluid, front 2 / back 4
wheels	tires		285 / 70- R19,5
	disc		19,5x7,5"
brakes	Wabco PAN19-1		disc, air-controlled
ABS/ASR	Wabco		system 4S/4M, version E
steering	RBL C 500V		hydraulic compact
independent heating	Eberspaecher Hydronic 24		oil, power 24 kW
wiring	standard		electric vehicle equipment
	CAN-bus SAE 1939		communication to vehicle electronic systems
batteries	Varta		24V / 170 Ah
optional accessories			- driver air-conditioning - engine meeting the EURO 5 and EEV emission limits

The manufacturer reserves the right to change the specifications without prior notice.

Bus

SOR CN 12

Intercity

Bus
SOR CN 12
Intercity